

# dockmate®



## LIST OF SUPPORTED CONTROLS

For Rev G+ Receivers

# DOCKING *made* EASY

Check the Dockmate Dealer-Zone for the latest version of this manual

<https://dockmate.callista.be>

# 1. FOREWORD

---

This is a list of supported controls for Dockmate Receiver G+ and DockControl2 software.

## CONTENTS

---

1. Foreword.....	2
2. Description and Symbols .....	3
3. List of Supported Engine Controls .....	5
4. List of Supported Thrusters.....	21
5. List of Supported Anchor Winches.....	27

## 2. DESCRIPTION AND SYMBOLS

---

Tables consist of 4 columns:

- **Brand** - Name of manufacturer (Example: Volvo Penta, Twin Disc, Sleipner)
- **Version** - Name of specific system (example: EVC-C, EC300, S-Link)
- **Supported Elements** - Elements of the system that are supported
- **Manual ID + Kit ID + Remarks** - ID of the manual and additional information about the system

Symbols that can appear in Supported Elements:

### SYSTEM INTEGRATION



**Dockmate Approved Integration** – Control system is supported and approved by Dockmate.



**Currently Not Supported Integration** – Control system is not yet supported but might be in the future.



**Permanently Unsupported Integration** – Control system is not supported and will not be in the future.

### TAKE COMMAND



These symbols show if Dockmate can take command in specific system or if taking command is not available on the system.

### THROTTLE CONTROL



These symbols show if Dockmate can control throttle on engine systems.

### PROPORTIONAL CONTROL



These symbols apply to thruster panels and show Dockmate can proportionally control speed of thrusters.

### DOCKMATE POSITIONING SYSTEM



These symbols apply to control systems (both engines and thrusters) that can be controlled by Dockmate Positioning System.



In engine systems, on joysticks (Volvo Penta) **Take Command** is only partially supported if not all joysticks are connected to a Dockmate External CAN Interface. Full **Take Command** support requires an Interface for each helm.

When no **Take Command** is supported Dockmate has to be connected to the helm station that is most often used during docking.



When specific engine control system is supported changing gear is automatically supported.


































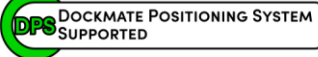



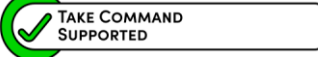




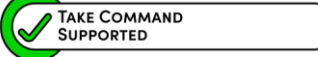
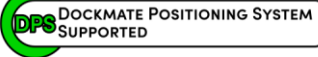




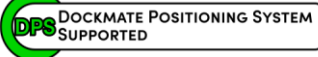




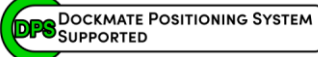
Dockmate Positioning System always requires compatible engine controls.

For twin engine boats, DPS compatible thruster controls are only required for DPS Precision Mode. No thrusters are required for DPS Ocean Mode.

For single engine boats, DPS compatible thruster controls are required for all DPS operating modes.

### 3. LIST OF SUPPORTED ENGINE CONTROLS

















Brand	Version	Supported Elements	Manual ID + Remarks
Volvo Penta	EDC 	<ul style="list-style-type: none"> <li> DOCKMATE APPROVED INTEGRATION</li> <li> THROTTLE CONTROL SUPPORTED</li> <li> TAKE COMMAND SUPPORTED</li> <li> DOCKMATE POSITIONING SYSTEM SUPPORTED</li> </ul>	<p><b>ID: GP-EA-VPBCL</b></p>  Analogue System
	EVC -B -C 	<ul style="list-style-type: none"> <li> DOCKMATE APPROVED INTEGRATION</li> <li> THROTTLE CONTROL SUPPORTED</li> <li> TAKE COMMAND NOT SUPPORTED</li> <li> DOCKMATE POSITIONING SYSTEM SUPPORTED</li> </ul>	<p><b>ID: GP-EA-VPBCL</b></p>  Analogue System
	EVC-C 	<ul style="list-style-type: none"> <li> DOCKMATE APPROVED INTEGRATION</li> <li> THROTTLE CONTROL SUPPORTED</li> <li> TAKE COMMAND NOT SUPPORTED</li> <li> DOCKMATE POSITIONING SYSTEM SUPPORTED</li> </ul>	<p><b>ID: GP-EA-VPBCL</b></p>  Analogue System Has two plug variants – check the type of plugs
	EVC -D -E 	<ul style="list-style-type: none"> <li> DOCKMATE APPROVED INTEGRATION</li> <li> THROTTLE CONTROL SUPPORTED</li> <li> TAKE COMMAND SUPPORTED</li> <li> DOCKMATE POSITIONING SYSTEM SUPPORTED</li> </ul>	<p><b>ID: GP-EC-VPDEL</b></p> CAN bus System Can connect to Volvo Penta Gateway <b>KIT: GP-EMC-K-07.01-I-xE-Hx</b>
	Joystick -B -C 	<ul style="list-style-type: none"> <li> DOCKMATE APPROVED INTEGRATION</li> <li> THROTTLE CONTROL SUPPORTED</li> <li> TAKE COMMAND SUPPORTED</li> <li> DOCKMATE POSITIONING SYSTEM SUPPORTED</li> </ul>	<p><b>ID: GP-EC-VPCDEJ</b></p> CAN bus System <b>KIT: GP-EMC-VPJ-K-01.02-I-Hx (C)</b>






















Brand	Version	Supported Elements	Manual ID + Remarks
Volvo Penta	Joystick -C -D -E 	 DOCKMATE APPROVED INTEGRATION  THROTTLE CONTROL SUPPORTED  TAKE COMMAND SUPPORTED  <b>DPS</b> DOCKMATE POSITIONING SYSTEM SUPPORTED	<b>ID: GP-EC-VPCEJ</b> CAN bus System
	Joystick 2.0 	 DOCKMATE APPROVED INTEGRATION  THROTTLE CONTROL SUPPORTED  TAKE COMMAND SUPPORTED  <b>DPS</b> DOCKMATE POSITIONING SYSTEM NOT SUPPORTED	<b>ID: GP-EC-VPJ20</b> CAN bus System <b>KIT: GP-EMC-VPJ2-GW-K-01.01-I-Hx</b> The gateway allows shifting gears and throttle up to 1400rpm Connection to EVC-2.0 Gearshift, not Joystick No turning PODs 1 TJS Gateway per station (max 2 stations)
	EVC 2.0 	 DOCKMATE APPROVED INTEGRATION  THROTTLE CONTROL SUPPORTED  TAKE COMMAND SUPPORTED  <b>DPS</b> DOCKMATE POSITIONING SYSTEM SUPPORTED	<b>ID: GP-EC-VPL20</b> CAN bus System <b>KIT: GP-EMC-K-07.09-I-xE-Hx</b> The gateway allows shifting gears and throttle up to 1400rpm 1 TJS Gateway per station TJS Gateway is not compatible with a standalone HCU like for an aft station
Yamaha	Helm Master Levers 	 DOCKMATE APPROVED INTEGRATION  THROTTLE CONTROL SUPPORTED  TAKE COMMAND SUPPORTED  <b>DPS</b> DOCKMATE POSITIONING SYSTEM SUPPORTED	<b>ID: GP-EC-VPDEL</b> CAN bus System <b>KIT: GP-EMC-K-07.01-I-xE-Hx</b>
	Helm Master Joystick 	 DOCKMATE APPROVED INTEGRATION  THROTTLE CONTROL SUPPORTED  TAKE COMMAND SUPPORTED  <b>DPS</b> DOCKMATE POSITIONING SYSTEM SUPPORTED	<b>ID: GP-EC-VPCEJ</b> CAN bus System <b>KIT: GP-EMC-VPJ-K-01.01-I-Hx</b>












Brand	Version	Supported Elements	Manual ID + Remarks
Yamaha	Analogue 	 DOCKMATE APPROVED INTEGRATION  THROTTLE CONTROL SUPPORTED  TAKE COMMAND SUPPORTED  <b>DPS</b> DOCKMATE POSITIONING SYSTEM SUPPORTED	<b>ID: GP-EA-IMY</b> Analogue System
	Helm Master EX Joystick 	 DOCKMATE APPROVED INTEGRATION  THROTTLE CONTROL SUPPORTED  TAKE COMMAND SUPPORTED  <b>DPS</b> DOCKMATE POSITIONING SYSTEM NOT SUPPORTED	<b>ID: GP-EC-YHEXJ</b> CAN bus System <b>KIT: GP-EMC-HMEXJ-K-01-I-Hx</b>
	Helm Master EX Control Head 	 CURRENTLY NOT SUPPORTED INTEGRATION	<b>Not Supported yet</b>
Twin Disc	EC300 Analogue 	 DOCKMATE APPROVED INTEGRATION  THROTTLE CONTROL SUPPORTED  TAKE COMMAND SUPPORTED  <b>DPS</b> DOCKMATE POSITIONING SYSTEM SUPPORTED	<b>ID: GP-EA-TDECA</b> Analogue System
	EC200 EC300 Analogue 	 DOCKMATE APPROVED INTEGRATION  THROTTLE CONTROL SUPPORTED  TAKE COMMAND SUPPORTED  <b>DPS</b> DOCKMATE POSITIONING SYSTEM SUPPORTED	<b>ID: GP-EA-TDECA</b> Analogue System

Brand	Version	Supported Elements	Manual ID + Remarks
Twin Disc	EC150 	<ul style="list-style-type: none"> <li> DOCKMATE APPROVED INTEGRATION</li> <li> THROTTLE CONTROL SUPPORTED</li> <li> TAKE COMMAND SUPPORTED</li> <li> DOCKMATE POSITIONING SYSTEM SUPPORTED</li> </ul>	<b>ID: GP-EA-TDECA</b> Analogue System 
	Digital Control Head EC300, EC600 	<ul style="list-style-type: none"> <li> DOCKMATE APPROVED INTEGRATION</li> <li> THROTTLE CONTROL SUPPORTED</li> <li> TAKE COMMAND SUPPORTED</li> <li> DOCKMATE POSITIONING SYSTEM SUPPORTED</li> </ul>	<b>ID: GP-EC-EC300</b> CAN bus System <b>KIT: GP-EMC-K-07.16-I-xE-Hx</b> 
	Express Joystick (EJS) 	<ul style="list-style-type: none"> <li> DOCKMATE APPROVED INTEGRATION</li> <li> THROTTLE CONTROL SUPPORTED</li> <li> TAKE COMMAND SUPPORTED</li> <li> DOCKMATE POSITIONING SYSTEM NOT SUPPORTED</li> </ul>	<b>ID: GP-EC-TDJ</b> CAN bus System <b>KIT: GP-EMC-EJS-K-01-I-Hx</b> 
Nanni	Marex ECS 	<ul style="list-style-type: none"> <li> DOCKMATE APPROVED INTEGRATION</li> <li> THROTTLE CONTROL SUPPORTED</li> <li> TAKE COMMAND SUPPORTED</li> <li> DOCKMATE POSITIONING SYSTEM SUPPORTED</li> </ul>	<b>ID: GP-EC-AMECS</b> CAN bus System 
Emerson Aventics MAN Retroth	Aventics Marex ECS 	<ul style="list-style-type: none"> <li> DOCKMATE APPROVED INTEGRATION</li> <li> THROTTLE CONTROL SUPPORTED</li> <li> TAKE COMMAND SUPPORTED</li> <li> DOCKMATE POSITIONING SYSTEM SUPPORTED</li> </ul>	<b>ID: GP-EC-AMECS</b> CAN bus System 





























Brand	Version	Supported Elements	Manual ID + Remarks
Emerson Aventics MAN Rexroth	Rexroth, Aventics, MAN Marex OS II & III 	 DOCKMATE APPROVED INTEGRATION  THROTTLE CONTROL SUPPORTED  TAKE COMMAND SUPPORTED  DOCKMATE POSITIONING SYSTEM SUPPORTED	 <p><b>ID: GP-EC-EMOS</b>            CAN bus System</p> <p>Software version of the Marex system must be <b>7 or higher</b>            Version number can be found on Marex computer located In the engine room</p> <p>For systems not compatible use old Integration located below</p> 
	MAN OS II & III 	 DOCKMATE APPROVED INTEGRATION  THROTTLE CONTROL SUPPORTED  TAKE COMMAND SUPPORTED  DOCKMATE POSITIONING SYSTEM SUPPORTED	 <p><b>ID: GP-EC-EMOS</b>            CAN bus System</p> <p>Software version of the Marex system must be <b>7 or higher</b>            Version number can be found on Marex computer located In the engine room</p> <p>For systems not compatible use old Integration located below</p> 
			 <p><b>ID: GP-EC-RRM</b>            CAN bus System</p> <p>Software version of the Marex system must be <b>lower than 7</b>            Version number can be found on Marex computer located In the engine room</p> <p>For newer systems use new integration located above</p> 


















Brand	Version	Supported Elements	Manual ID + Remarks
Emerson Aventics MAN Rexroth	Rexroth Analogue 12-pin 	<ul style="list-style-type: none"> <li> DOCKMATE APPROVED INTEGRATION</li> <li> THROTTLE CONTROL SUPPORTED</li> <li> TAKE COMMAND SUPPORTED</li> <li> DOCKMATE POSITIONING SYSTEM SUPPORTED</li> </ul>	<p><b>ID: GP-EA-RR</b> Analogue System</p> 
MTU	MTU Analogue 17-pin 	<ul style="list-style-type: none"> <li> DOCKMATE APPROVED INTEGRATION</li> <li> THROTTLE CONTROL SUPPORTED</li> <li> TAKE COMMAND SUPPORTED</li> <li> DOCKMATE POSITIONING SYSTEM SUPPORTED</li> </ul>	<p><b>ID: GP-EA-RR</b> Analogue System</p> 
	MTU Marex OS II & III 	<ul style="list-style-type: none"> <li> DOCKMATE APPROVED INTEGRATION</li> <li> THROTTLE CONTROL SUPPORTED</li> <li> TAKE COMMAND SUPPORTED</li> <li> DOCKMATE POSITIONING SYSTEM SUPPORTED</li> </ul>	<p> <b>ID: GP-EC-EMOS</b> CAN bus System</p> <p>Software version of the Marex system must be <b>7 or higher</b> Version number can be found on Marex computer located In the engine room</p> <p>For systems not compatible use old Integration located below</p>  <p> <b>ID: GP-EC-RRM</b> CAN bus System</p> <p>Software version of the Marex system must be <b>lower than 7</b> Version number can be found on Marex computer located In the engine room</p> <p>For newer systems use new integration located above</p> 

Brand	Version	Supported Elements	Manual ID + Remarks
MTU	Blue Vision 	<ul style="list-style-type: none"> <li> DOCKMATE APPROVED INTEGRATION</li> <li> THROTTLE CONTROL SUPPORTED</li> <li> TAKE COMMAND SUPPORTED</li> <li> DOCKMATE POSITIONING SYSTEM SUPPORTED</li> </ul>	<p><b>ID: GP-EC-MTU</b> CAN bus System</p> 
Rexroth	Marex SB 	<ul style="list-style-type: none"> <li> CURRENTLY NOT SUPPORTED INTEGRATION</li> </ul>	<p><b>Not supported yet</b></p>
Ultraflex	Power A Mark II 	<ul style="list-style-type: none"> <li> DOCKMATE APPROVED INTEGRATION</li> <li> THROTTLE CONTROL SUPPORTED</li> <li> TAKE COMMAND SUPPORTED</li> <li> DOCKMATE POSITIONING SYSTEM SUPPORTED</li> </ul>	<p><b>ID: GP-EC-UFAMK2</b> CAN bus System</p> 
	Power C 	<ul style="list-style-type: none"> <li> CURRENTLY NOT SUPPORTED INTEGRATION</li> </ul>	<p><b>Not supported yet</b></p>
NHK MEC, Teleflex, Morse	KE4, KE5, KE6 	<ul style="list-style-type: none"> <li> DOCKMATE APPROVED INTEGRATION</li> <li> THROTTLE CONTROL SUPPORTED</li> <li> TAKE COMMAND SUPPORTED</li> <li> DOCKMATE POSITIONING SYSTEM SUPPORTED</li> </ul>	<p><b>ID: GP-EA-TMKE</b> Analogue System</p> 

Brand	Version	Supported Elements	Manual ID + Remarks
HK MEC, Teleflex, Morse	KE4+, KE5+, KE6+ 	<ul style="list-style-type: none"> <li> DOCKMATE APPROVED INTEGRATION</li> <li> THROTTLE CONTROL SUPPORTED</li> <li> TAKE COMMAND SUPPORTED</li> <li> DOCKMATE POSITIONING SYSTEM SUPPORTED</li> </ul>	<p><b>ID: GP-EC-TMKEP</b></p> <p>CAN bus System</p> 
Teleflex	i6000 	<ul style="list-style-type: none"> <li> DOCKMATE APPROVED INTEGRATION</li> <li> THROTTLE CONTROL SUPPORTED</li> <li> TAKE COMMAND SUPPORTED</li> <li> DOCKMATE POSITIONING SYSTEM SUPPORTED</li> </ul>	<p><b>ID: GP-EA-TFI6</b></p> <p>Analogue System</p>
	EC 	<ul style="list-style-type: none"> <li> DOCKMATE APPROVED INTEGRATION</li> <li> THROTTLE CONTROL SUPPORTED</li> <li> TAKE COMMAND SUPPORTED</li> <li> DOCKMATE POSITIONING SYSTEM SUPPORTED</li> </ul>	<p><b>ID: GP-EA-TEC</b></p> <p>Analogue System</p>
Teleflex, Seastar	i7x00 	<ul style="list-style-type: none"> <li> DOCKMATE APPROVED INTEGRATION</li> <li> THROTTLE CONTROL SUPPORTED</li> <li> TAKE COMMAND SUPPORTED</li> <li> DOCKMATE POSITIONING SYSTEM SUPPORTED</li> </ul>	<p><b>ID: GP-EC-TFI7</b></p> <p>CAN bus System</p> 
Kwant Controls	Analogue Controls 	<ul style="list-style-type: none"> <li> DOCKMATE APPROVED INTEGRATION</li> <li> THROTTLE CONTROL SUPPORTED</li> <li> TAKE COMMAND NOT SUPPORTED</li> <li> DOCKMATE POSITIONING SYSTEM SUPPORTED</li> </ul>	<p><b>ID: GP-EA-KWT</b></p> <p>Analogue System</p> <p>Check which output is used on the Kwant Controls you want to use</p>

Brand	Version	Supported Elements	Manual ID + Remarks
Yanmar	CAN 	<ul style="list-style-type: none"> <li> DOCKMATE APPROVED INTEGRATION</li> <li> THROTTLE CONTROL SUPPORTED</li> <li> TAKE COMMAND SUPPORTED</li> <li> DOCKMATE POSITIONING SYSTEM SUPPORTED</li> </ul>	<p><b>ID: GP-EC-YM</b> CAN bus System</p> 
	VC10 	<ul style="list-style-type: none"> <li> DOCKMATE APPROVED INTEGRATION</li> <li> THROTTLE CONTROL SUPPORTED</li> <li> TAKE COMMAND SUPPORTED</li> <li> DOCKMATE POSITIONING SYSTEM SUPPORTED</li> </ul>	<p><b>ID: GP-EA-VC10</b> Analogue System</p> 
	VC20 	<ul style="list-style-type: none"> <li> DOCKMATE APPROVED INTEGRATION</li> <li> THROTTLE CONTROL SUPPORTED</li> <li> TAKE COMMAND SUPPORTED</li> <li> DOCKMATE POSITIONING SYSTEM SUPPORTED</li> </ul>	<p><b>ID: GP-EC-VC20</b> CAN bus System</p> 
ZF	MicroCommander ClearCommand CruiseCommand MiniCommand 	<ul style="list-style-type: none"> <li> DOCKMATE APPROVED INTEGRATION</li> <li> THROTTLE CONTROL SUPPORTED</li> <li> TAKE COMMAND SUPPORTED</li> <li> DOCKMATE POSITIONING SYSTEM SUPPORTED</li> </ul>	<p><b>ID: GP-EA-ZFA</b> Analogue Systems Two connection variants</p> 























Brand	Version	Supported Elements	Manual ID + Remarks
ZF	SmartCommand with OBOF panel 	<ul style="list-style-type: none"> <li> DOCKMATE APPROVED INTEGRATION</li> <li> THROTTLE CONTROL SUPPORTED</li> <li> TAKE COMMAND SUPPORTED</li> <li> DOCKMATE POSITIONING SYSTEM SUPPORTED</li> </ul>	<p><b>ID: GP-EA-OBOF</b></p> <p>Analogue System Connection through OBOF panel</p>
	SmartCommand 	<ul style="list-style-type: none"> <li> DOCKMATE APPROVED INTEGRATION</li> <li> THROTTLE CONTROL SUPPORTED</li> <li> TAKE COMMAND SUPPORTED</li> <li> DOCKMATE POSITIONING SYSTEM SUPPORTED</li> </ul>	<p><b>ID: GP-EC-SC</b></p> <p>CAN bus System</p> 
	Joystick Manoeuvring System 	<ul style="list-style-type: none"> <li> DOCKMATE APPROVED INTEGRATION</li> <li> THROTTLE CONTROL SUPPORTED</li> <li> TAKE COMMAND SUPPORTED</li> <li> DOCKMATE POSITIONING SYSTEM NOT SUPPORTED</li> </ul>	<p><b>ID: GP-EC-JMS</b></p> <p>CAN bus System</p> 
Kobelt	6505S 	<ul style="list-style-type: none"> <li> DOCKMATE APPROVED INTEGRATION</li> <li> THROTTLE CONTROL SUPPORTED</li> <li> TAKE COMMAND NOT SUPPORTED</li> <li> DOCKMATE POSITIONING SYSTEM SUPPORTED</li> </ul>	<p><b>ID: GP-EA-KBT</b></p> <p>Analogue System</p>
	Old Control Heads 	<ul style="list-style-type: none"> <li> PERMANENTLY UNSUPPORTED INTEGRATION</li> </ul>	<p>Permanently unsupported integration</p>
























Brand	Version	Supported Elements	Manual ID + Remarks
Hydronautica	Hydronautica 	 DOCKMATE APPROVED INTEGRATION  THROTTLE CONTROL SUPPORTED  TAKE COMMAND SUPPORTED  DOCKMATE POSITIONING SYSTEM SUPPORTED	<b>ID: GP-EA-HNT</b> Analogue System
Glendinning, Cummins	   	<p>If the installed system is <b>CC1</b> and <b>uses 6 stations</b> (for example: 3 control heads and 3 joysticks) Dockmate has to be installed using manual with <b>ID: GP-EC-GCCMS</b> – Multi-station variant and kit with <b>ID:GP-EC-GCCMS?</b>.</p> <p>Glendinning has two versions of CAN bus controls: CC1 and CC2. Both of them can use CH2001 or Genesys control head. Every system has one of the following:</p> <ul style="list-style-type: none"> <li>• EEC3 or EEC4 Control Processor (for electronic throttle / shifts)</li> <li>• Smart Actuator 1 and 2.</li> </ul> <p>For CC2 components it depends on the specific use case. It will rather have engine controllers, actuators or hydraulic valve controllers.</p> <p>The only way to determine which one is being used, is to check which control system is installed. In order to get that information you can provide serial number to Glendinning and they can trace back to an order and then confirm which one is being used. Alternatively you can check the bottom of the control head as that can also indicate specific system type.</p> <p>Quick guide to identify the system version:</p> <ul style="list-style-type: none"> <li>• Any boat with Cummins Control is <b>CC1</b>,</li> <li>• Any boat with Glendinning Control Head which ID starts with <b>11413-xxx</b>, <b>11415-xxx</b> or <b>11416-xxx</b> is <b>CC1</b>,</li> <li>• Any boat with Glendinning Control Head which ID starts with <b>11419-xxx</b> might be either <b>CC1</b> or <b>CC2</b>.</li> <li>• If engines are Cummins then it is <b>CC1</b>, otherwise <b>ask which system it is</b>.</li> </ul>	
Glendinning	EEC1000 	 PERMANENTLY UNSUPPORTED INTEGRATION	Permanently unsupported integration
Glendinning	Complete Controls 1 – CC1 Typical Head: CH2001 	 DOCKMATE APPROVED INTEGRATION  THROTTLE CONTROL SUPPORTED  TAKE COMMAND SUPPORTED  DOCKMATE POSITIONING SYSTEM SUPPORTED	<b>ID: GP-EC-GCC</b> CAN bus System 



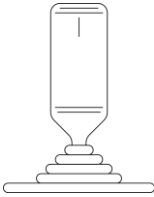








Brand	Version	Supported Elements	Manual ID + Remarks
Glendinning	Pro Pilot CC1 	<ul style="list-style-type: none"> <li> DOCKMATE APPROVED INTEGRATION</li> <li> THROTTLE CONTROL SUPPORTED</li> <li> TAKE COMMAND SUPPORTED</li> <li> DOCKMATE POSITIONING SYSTEM SUPPORTED</li> </ul>	<p><b>ID: GP-EC-GCC</b> CAN bus System</p> <p>Dockmate is connected to the control head</p> 
	Complete Controls 2 – CC2 Typical Head: Genesys 	<ul style="list-style-type: none"> <li> DOCKMATE APPROVED INTEGRATION</li> <li> THROTTLE CONTROL SUPPORTED</li> <li> TAKE COMMAND SUPPORTED</li> <li> DOCKMATE POSITIONING SYSTEM SUPPORTED</li> </ul>	<p><b>ID: GP-EC-GCC</b> CAN bus System</p> 
	Pro Pilot CC2 	<ul style="list-style-type: none"> <li> DOCKMATE APPROVED INTEGRATION</li> <li> THROTTLE CONTROL SUPPORTED</li> <li> TAKE COMMAND SUPPORTED</li> <li> DOCKMATE POSITIONING SYSTEM SUPPORTED</li> </ul>	<p><b>ID: GP-EC-GCC</b> CAN bus System</p> <p>Dockmate is connected to the control head</p> 
Cummins	Cummins Based on Glendinning CC1 CH2001 	<ul style="list-style-type: none"> <li> DOCKMATE APPROVED INTEGRATION</li> <li> THROTTLE CONTROL SUPPORTED</li> <li> TAKE COMMAND SUPPORTED</li> <li> DOCKMATE POSITIONING SYSTEM SUPPORTED</li> </ul>	<p><b>ID: GP-EC-GCC</b> CAN bus System</p> 




Brand	Version	Supported Elements	Manual ID + Remarks
Sturdy MTU	Sturdy with Emergency Manual Control Panel  	 PERMANENTLY UNSUPPORTED INTEGRATION	Permanently unsupported integration
Mercury	DTS  	 DOCKMATE APPROVED INTEGRATION  THROTTLE CONTROL SUPPORTED  TAKE COMMAND NOT SUPPORTED  DOCKMATE POSITIONING SYSTEM SUPPORTED	<b>ID: GP-EA-MDTS</b> Analogue System
	ERC DTS Gen 2  	 DOCKMATE APPROVED INTEGRATION  THROTTLE CONTROL SUPPORTED  TAKE COMMAND SUPPORTED  DOCKMATE POSITIONING SYSTEM SUPPORTED	<b>ID: GP-EC-MEDG2</b> CAN bus System <b>KIT: GP-EC-MEDG2</b>
	Mercury Joystick Piloting 1  	 DOCKMATE APPROVED INTEGRATION  THROTTLE CONTROL SUPPORTED  TAKE COMMAND NOT SUPPORTED  DOCKMATE POSITIONING SYSTEM SUPPORTED	<b>ID: GP-EA-MJ1</b> Analogue System
	Mercury Joystick Piloting 2  	 THROTTLE CONTROL SUPPORTED  DOCKMATE APPROVED INTEGRATION  TAKE COMMAND NOT SUPPORTED  DOCKMATE POSITIONING SYSTEM NOT SUPPORTED	<b>ID: GP-EC-MJ2</b> CAN bus System

Brand	Version	Supported Elements	Manual ID + Remarks
Silent-Yachts	IOX-D Remote Control Interface 	<ul style="list-style-type: none"> <li> DOCKMATE APPROVED INTEGRATION</li> <li> THROTTLE CONTROL SUPPORTED</li> <li> TAKE COMMAND SUPPORTED</li> <li> DOCKMATE POSITIONING SYSTEM SUPPORTED</li> </ul>	<p><b>ID: GP-EC-IOXD</b></p> <p>CAN bus System</p> <p>Silent-Yachts needs to be equipped with their IOX-D Remote Control Interface</p>
Suzuki	Precision Control 	<ul style="list-style-type: none"> <li> DOCKMATE APPROVED INTEGRATION</li> <li> THROTTLE CONTROL SUPPORTED</li> <li> TAKE COMMAND NOT SUPPORTED</li> <li> DOCKMATE POSITIONING SYSTEM SUPPORTED</li> </ul>	<p><b>ID: GP-EA-SPC</b></p> <p>Analogue System</p>
	Precision Control 2022 	<ul style="list-style-type: none"> <li> CURRENTLY NOT SUPPORTED INTEGRATION</li> </ul>	<p><b>Not supported yet</b></p> <p>If you have a potential customer with this control head please contact us</p>
Honda	Analogue Controls 	<ul style="list-style-type: none"> <li> DOCKMATE APPROVED INTEGRATION</li> <li> THROTTLE CONTROL SUPPORTED</li> <li> TAKE COMMAND NOT SUPPORTED</li> <li> DOCKMATE POSITIONING SYSTEM SUPPORTED</li> </ul>	<p><b>GP-EA-HAA</b></p> <p>Analogue System</p>
Caterpillar	MCPS 	<ul style="list-style-type: none"> <li> DOCKMATE APPROVED INTEGRATION</li> <li> THROTTLE CONTROL SUPPORTED</li> <li> TAKE COMMAND SUPPORTED</li> <li> DOCKMATE POSITIONING SYSTEM SUPPORTED</li> </ul>	<p><b>ID: GP-EC-MCPS</b></p> <p>CAN bus System</p> 




























Brand	Version	Supported Elements	Manual ID + Remarks
Flexball / Vetus	4x00 / EC4 	<ul style="list-style-type: none"> <li> DOCKMATE APPROVED INTEGRATION</li> <li> THROTTLE CONTROL SUPPORTED</li> <li> TAKE COMMAND SUPPORTED</li> <li> DOCKMATE POSITIONING SYSTEM SUPPORTED</li> </ul>	<p><b>ID: GP-EC-FB</b> CAN bus System</p> 
Vetus	Pro-Docker 	<ul style="list-style-type: none"> <li> PERMANENTLY UNSUPPORTED INTEGRATION</li> </ul>	<p><b>ID: GP-EA-VPDJ</b> Permanently unsupported integration</p>
Bellmarine	Bell-Control 	<ul style="list-style-type: none"> <li> DOCKMATE APPROVED INTEGRATION</li> <li> THROTTLE CONTROL SUPPORTED</li> <li> TAKE COMMAND NOT SUPPORTED</li> <li> DOCKMATE POSITIONING SYSTEM SUPPORTED</li> </ul>	<p><b>ID: GP-EA-BMBC</b> Analogue System</p>
Latham DDEC	Latham 	<ul style="list-style-type: none"> <li> PERMANENTLY UNSUPPORTED INTEGRATION</li> </ul>	<p>Permanently unsupported integration</p>
Krätler	EC4 	<ul style="list-style-type: none"> <li> DOCKMATE APPROVED INTEGRATION</li> <li> THROTTLE CONTROL SUPPORTED</li> <li> TAKE COMMAND SUPPORTED</li> <li> DOCKMATE POSITIONING SYSTEM SUPPORTED</li> </ul>	<p><b>ID: GP-EC-KREC</b> CAN bus System</p>
Hydrosta		<ul style="list-style-type: none"> <li> CURRENTLY NOT SUPPORTED INTEGRATION</li> <li> THROTTLE CONTROL SUPPORTED</li> <li> TAKE COMMAND SUPPORTED</li> </ul>	<p><b>ID: GP-EC-HYD</b> CAN bus System <b>Custom Integration (case by case)</b></p>

Brand	Version	Supported Elements	Manual ID + Remarks
Praxis Automation	Joystick 	 CURRENTLY NOT SUPPORTED INTEGRATION  THROTTLE CONTROL SUPPORTED  TAKE COMMAND SUPPORTED	<p><b>ID: GP-EA-PXJ</b></p> <p>Analogue System</p> <p><b>Custom Integration (case by case)</b></p>
Hinckley	JetStick 4 	 DOCKMATE APPROVED INTEGRATION  THROTTLE CONTROL SUPPORTED  TAKE COMMAND SUPPORTED  <b>DPS</b> DOCKMATE POSITIONING SYSTEM NOT SUPPORTED	<p><b>ID: GP-EC-HJS4</b></p> <p><b>UM: DGP-UM-HJS4</b></p> <p><b>KIT: GP-EMC-HJS4-K-01-I-Hx</b></p> <p>CAN bus System</p>

Other		<p>Didn't find yours or having doubts about the type of controls? Please contact your local dealer</p>
-------	------------------------------------------------------------------------------------	------------------------------------------------------------------------------------------------------------

## 4. LIST OF SUPPORTED THRUSTERS

Brand	Version	Supported Elements	Manual ID + Remarks
Sleipner / Side-Power	On-Off 	<ul style="list-style-type: none"> <li> DOCKMATE APPROVED INTEGRATION</li> <li> THRUSTER PANEL IS ON-OFF ONLY</li> <li> <b>DPS</b> DOCKMATE POSITIONING SYSTEM NOT SUPPORTED</li> </ul>	<p><b>ID: GP-TA-SPOO</b></p> <p>Analogue On-Off Panel One module per thruster</p>
	S-Link 	<ul style="list-style-type: none"> <li> DOCKMATE APPROVED INTEGRATION</li> <li> PROPORTIONAL CONTROL SUPPORTED</li> <li> TAKE COMMAND SUPPORTED</li> <li> <b>DPS</b> DOCKMATE POSITIONING SYSTEM SUPPORTED</li> </ul>	<p><b>ID: GP-TC-SPSL</b></p> <p>Proportional CAN bus Panel</p>
Danfoss	Hydraulic 	<ul style="list-style-type: none"> <li> DOCKMATE APPROVED INTEGRATION</li> <li> NO PROPORTIONAL CONTROL ADJUSTABLE ON-OFF ONLY</li> <li> <b>DPS</b> DOCKMATE POSITIONING SYSTEM NOT SUPPORTED</li> </ul>	<p><b>ID: GP-TA-DFSH</b></p> <p>Adjustable Analogue On-Off Panel One module per thruster</p>
VETUS	On-Off 	<ul style="list-style-type: none"> <li> DOCKMATE APPROVED INTEGRATION</li> <li> THRUSTER PANEL IS ON-OFF ONLY</li> <li> <b>DPS</b> DOCKMATE POSITIONING SYSTEM NOT SUPPORTED</li> </ul>	<p><b>ID: GP-TA-VOO</b></p> <p>Analogue On-Off Panel One module per thruster</p>
	Two step and / or hydraulic 	<ul style="list-style-type: none"> <li> DOCKMATE APPROVED INTEGRATION</li> <li> PROPORTIONAL CONTROL NOT SUPPORTED</li> <li> <b>DPS</b> DOCKMATE POSITIONING SYSTEM NOT SUPPORTED</li> </ul>	<p><b>ID: GP-TA-VOO</b></p> <p>Analogue On-Off Panel One module per thruster</p>
	V-CAN BowPRO proportional 	<ul style="list-style-type: none"> <li> DOCKMATE APPROVED INTEGRATION</li> <li> PROPORTIONAL CONTROL SUPPORTED</li> <li> TAKE COMMAND SUPPORTED</li> <li> <b>DPS</b> DOCKMATE POSITIONING SYSTEM SUPPORTED</li> </ul>	<p><b>ID: GP-TC-VVC</b></p> <p>Proportional CAN bus Panel</p>

























Brand	Version	Supported Elements	Manual ID + Remarks
ABT	ABT On-Off 	 DOCKMATE APPROVED INTEGRATION  THRUSTER PANEL IS ON-OFF ONLY  <b>DPS</b> DOCKMATE POSITIONING SYSTEM NOT SUPPORTED	<b>ID: GP-TA-ABT-NAIAD</b> Analogue On-Off Panel One module per thruster
	ABT proportional 	 DOCKMATE APPROVED INTEGRATION  NO PROPORTIONAL CONTROL ADJUSTABLE ON-OFF ONLY  <b>DPS</b> DOCKMATE POSITIONING SYSTEM NOT SUPPORTED	<b>ID: GP-TA-ABT-NAIAD</b> Adjustable Analogue On-Off Panel One module per thruster
	ABT CAN  	 DOCKMATE APPROVED INTEGRATION  PROPORTIONAL CONTROL SUPPORTED  TAKE COMMAND SUPPORTED  <b>DPS</b> DOCKMATE POSITIONING SYSTEM SUPPORTED	<b>ID: GP-TC-ABTC</b> Proportional CAN bus Panel
Quick, QS Seamaster	On-off 	 DOCKMATE APPROVED INTEGRATION  THRUSTER PANEL IS ON-OFF ONLY  <b>DPS</b> DOCKMATE POSITIONING SYSTEM NOT SUPPORTED	<b>ID: GP-TA-QTOO</b> Analogue On-Off Panel One module per thruster
	PCS, DPMS 	 DOCKMATE APPROVED INTEGRATION  PROPORTIONAL CONTROL SUPPORTED  TAKE COMMAND SUPPORTED  <b>DPS</b> DOCKMATE POSITIONING SYSTEM SUPPORTED	<b>ID: GP-TC-QPCS</b> Proportional CAN bus Panel Can additionally control PCS winch
CMC	CMC proportional 	 DOCKMATE APPROVED INTEGRATION  NO PROPORTIONAL CONTROL ADJUSTABLE ON-OFF ONLY  <b>DPS</b> DOCKMATE POSITIONING SYSTEM NOT SUPPORTED	<b>ID: GP-TA-CMC</b> Adjustable Analogue On-Off Panel One module per thruster












Brand	Version	Supported Elements	Manual ID + Remarks
CMC	CMC CANopen 	<ul style="list-style-type: none"> <li> DOCKMATE APPROVED INTEGRATION</li> <li> PROPORTIONAL CONTROL SUPPORTED</li> <li> TAKE COMMAND SUPPORTED</li> <li> <b>DPS</b> DOCKMATE POSITIONING SYSTEM SUPPORTED</li> </ul>	<b>ID: GP-TA-CMCCO</b> CD-03.08.01 CMC CAN bus connecting cable
	CMC TCP-IP 	<ul style="list-style-type: none"> <li> PERMANENTLY UNSUPPORTED INTEGRATION</li> </ul>	Not Supported
BCS	On-Off 	<ul style="list-style-type: none"> <li> DOCKMATE APPROVED INTEGRATION</li> <li> THRUSTER PANEL IS ON-OFF ONLY</li> <li> <b>DPS</b> DOCKMATE POSITIONING SYSTEM NOT SUPPORTED</li> </ul>	<b>ID: GP-TA-BCSOO</b> Analogue On-Off Panel One module per thruster
	Proportional 	<ul style="list-style-type: none"> <li> DOCKMATE APPROVED INTEGRATION</li> <li> NO PROPORTIONAL CONTROL ADJUSTABLE ON-OFF ONLY</li> <li> <b>DPS</b> DOCKMATE POSITIONING SYSTEM NOT SUPPORTED</li> </ul>	<b>ID: GP-TA-BCSP</b> Adjustable Analogue On-Off Panel One module per thruster Connect with screw terminals 
Max Power	On-Off 	<ul style="list-style-type: none"> <li> DOCKMATE APPROVED INTEGRATION</li> <li> THRUSTER PANEL IS ON-OFF ONLY</li> <li> <b>DPS</b> DOCKMATE POSITIONING SYSTEM NOT SUPPORTED</li> </ul>	<b>ID: GP-TA-MPOO</b> Analogue On-Off Panel One module per thruster


















Brand	Version	Supported Elements	Manual ID + Remarks
Craftsman	On-Off 	<ul style="list-style-type: none"> <li> DOCKMATE APPROVED INTEGRATION</li> <li> THRUSTER PANEL IS ON-OFF ONLY</li> <li> <b>DPS</b> DOCKMATE POSITIONING SYSTEM NOT SUPPORTED</li> </ul>	<p><b>ID: GP-TA-CMANOO</b></p> <p>Analogue On-Off Panel One module per thruster</p>
Wesmar	Hydraulic proportional thrusters 	<ul style="list-style-type: none"> <li> DOCKMATE APPROVED INTEGRATION</li> <li> <b>PROPORTIONAL CONTROL NOT SUPPORTED</b></li> <li> <b>DPS</b> DOCKMATE POSITIONING SYSTEM NOT SUPPORTED</li> </ul>	<p><b>ID: GP-TA-WSR</b></p> <p>Analogue On-Off Panel One module per thruster</p>
Kobelt Keypower	On-Off 	<ul style="list-style-type: none"> <li> DOCKMATE APPROVED INTEGRATION</li> <li> THRUSTER PANEL IS ON-OFF ONLY</li> <li> <b>DPS</b> DOCKMATE POSITIONING SYSTEM NOT SUPPORTED</li> </ul>	<p><b>ID: GP-TA-KBKH</b></p> <p>Analogue On-Off Panel One module per thruster</p>
	Proportional 	<ul style="list-style-type: none"> <li> <b>CURRENTLY NOT SUPPORTED INTEGRATION</b></li> </ul>	Not supported yet
		<ul style="list-style-type: none"> <li> <b>CURRENTLY NOT SUPPORTED INTEGRATION</b></li> </ul>	Not supported yet
Engbo	XForce 	<ul style="list-style-type: none"> <li> DOCKMATE APPROVED INTEGRATION</li> <li> THRUSTER PANEL IS ON-OFF ONLY</li> <li> <b>DPS</b> DOCKMATE POSITIONING SYSTEM NOT SUPPORTED</li> </ul>	<p><b>ID: GP-TA-EXF</b></p> <p>Analogue On-Off Panel One module per thruster</p>





Brand	Version	Supported Elements	Manual ID + Remarks
Lewmar	Electric On-Off 	<ul style="list-style-type: none"> <li> DOCKMATE APPROVED INTEGRATION</li> <li> THRUSTER PANEL IS ON-OFF ONLY</li> <li> <b>DPS</b> DOCKMATE POSITIONING SYSTEM NOT SUPPORTED</li> </ul>	<p><b>ID: GP-TA-LMOO</b></p> <p>Analogue On-Off Panel</p> <p>One module per thruster</p>
	Hydraulic 	<ul style="list-style-type: none"> <li> DOCKMATE APPROVED INTEGRATION</li> <li> PROPORTIONAL CONTROL NOT SUPPORTED</li> <li> <b>DPS</b> DOCKMATE POSITIONING SYSTEM NOT SUPPORTED</li> </ul>	<p><b>ID: GP-TA-LMH</b></p> <p>Analogue On-Off Panel</p> <p>One module per thruster</p>
Proportional hydraulic thrusters		<ul style="list-style-type: none"> <li> DOCKMATE APPROVED INTEGRATION</li> <li> PROPORTIONAL CONTROL NOT SUPPORTED</li> <li> <b>DPS</b> DOCKMATE POSITIONING SYSTEM NOT SUPPORTED</li> </ul>	<p><b>ID: no id</b></p> <p>Analogue On-Off Panel</p> <p>One module per thruster</p>
Jet Thruster		<ul style="list-style-type: none"> <li> DOCKMATE APPROVED INTEGRATION</li> <li> THRUSTER PANEL IS ON-OFF ONLY</li> <li> <b>DPS</b> DOCKMATE POSITIONING SYSTEM NOT SUPPORTED</li> </ul>	<p> <b>ID: GP-TA-JET</b></p> <p>Analogue On-Off Thruster Panel</p> <p>One module per thruster</p> <p>Check what version of the Jet Thruster system is installed on the boat. Depending on Jet Thruster's system variant, special external relays interface may be required</p> <p>Check instalation manual for identification guidelines</p>
Data Hidrolik		<ul style="list-style-type: none"> <li> DOCKMATE APPROVED INTEGRATION</li> <li> THRUSTER PANEL IS ON-OFF ONLY</li> <li> <b>DPS</b> DOCKMATE POSITIONING SYSTEM NOT SUPPORTED</li> </ul>	<p><b>ID: GP-TA-DHL</b></p> <p>Analogue On-Off Panel</p> <p>One module per thruster</p> <p><b>Only On-Off thruster is supported</b></p>
Hydrosta	Hydraulic 	<ul style="list-style-type: none"> <li> DOCKMATE APPROVED INTEGRATION</li> <li> PROPORTIONAL CONTROL NOT SUPPORTED</li> <li> <b>DPS</b> DOCKMATE POSITIONING SYSTEM NOT SUPPORTED</li> </ul>	<p><b>ID: GP-TA-HYDH</b></p> <p>Analogue On-Off Panel</p> <p>One module per thruster</p>

Brand	Version	Supported Elements	Manual ID + Remarks
TryDo	Joystick Model S14 5kΩ 	 DOCKMATE APPROVED INTEGRATION  NO PROPORTIONAL CONTROL ADJUSTABLE ON-Off ONLY  <b>DPS</b> DOCKMATE POSITIONING SYSTEM NOT SUPPORTED	<p><b>ID: GP-TA-TTJS14</b></p> <p>Adjustable Analogue On-Off Panel</p> <p>One module per thruster</p>
Twin Disc	Digital Thruster Panel 	 CURRENTLY NOT SUPPORTED INTEGRATION	<p><b>Integration in progress</b></p>
Generic brand	On-Off 	 DOCKMATE APPROVED INTEGRATION  THRUSTER PANEL IS ON-Off ONLY  <b>DPS</b> DOCKMATE POSITIONING SYSTEM NOT SUPPORTED	<p><b>ID: GP-TA-GEN</b></p> <p>Analogue On-Off Panel</p> <p>One module per thruster</p>
Others		<p>Didn't find yours or having doubts about the type of controls?</p> <p>Please contact your local dealer</p>	

## 5. LIST OF SUPPORTED ANCHOR WINCHES

Brand	Version	Supported Elements	Manual ID + Remarks
ABT	ABT-TRAC Winch 	 DOCKMATE APPROVED INTEGRATION	<b>ID: GP-AA-ABTT</b> Single or Twin Anchor
Maxwell	AA570, AA710, AA730 	 DOCKMATE APPROVED INTEGRATION	<b>ID: GP-AA-MWAAW</b> Single or Twin Anchor
Quick	Chain Counter 	 DOCKMATE APPROVED INTEGRATION	<b>ID: GP-AA-QAWC</b> Single or Twin Anchor
	CHC 1202M 	 DOCKMATE APPROVED INTEGRATION	<b>ID: GP-AA-QCC1202</b> Single or Twin Anchor
	PCS 	 DOCKMATE APPROVED INTEGRATION  TAKE COMMAND SUPPORTED	<b>ID: GP-TC-QPCS</b> Requires Quick PCS Thrusters installed in order to operate
MZ Electronic		 DOCKMATE APPROVED INTEGRATION	<b>ID: No ID</b> Single or Twin Anchor
Generic brand		 DOCKMATE APPROVED INTEGRATION	<b>ID: DGP-IM</b> Single or Twin Anchor

Others		Didn't find yours or having doubts about the type of controls? Please contact your local dealer
--------	-----------------------------------------------------------------------------------	----------------------------------------------------------------------------------------------------



**dockmate**<sup>®</sup>  
EXPLORE THE WORLD

Dockmate is a registered trademark from PPA-Electronics bv  
Leuvensesteenweg 177 – BE-3191 Boortmeerbeek – Belgium  
VAT BE 0891.773.260 – Tel. +32 (0)15 43 39 94  
[info@dockmate.eu](mailto:info@dockmate.eu) – [www.dockmate.eu](http://www.dockmate.eu)